



**PROPOSED FY2024  
OPERATING AND CAPITAL  
BUDGETS**  
May 17, 2023  
Collie Greenwood  
GM/CEO

## MARTA's Strategic Priorities

**Consistently provide excellence in customer service**

**Deliver the capital program with speed and efficiency**

**Demonstrate fiscal responsibility**

**Strengthen the MARTA brand**



**FULTON  
COUNTY**

# **MARTA FY24 Budget Fulton County Highlights**

# Fulton County FY2024 Key Capital Projects – State of Good Repair



	Project Start	FY24 Budget	Total Budget (EAC)
Station Rehabilitation: College Park	FY21	\$4M	\$31M
Smart Restrooms	FY21	\$1.5M	\$35M
Bus Shelters/Amenities*	FY20	\$4M	\$25M
Safe Routes to Transit*	FY23	\$2M	TBD

\* Budget is reflective of system-wide funding

Note: (EAC) Estimate at Completion is subject to change and is not reflective of committed project funds




# College Park Station Plaza Ribbon-Cutting



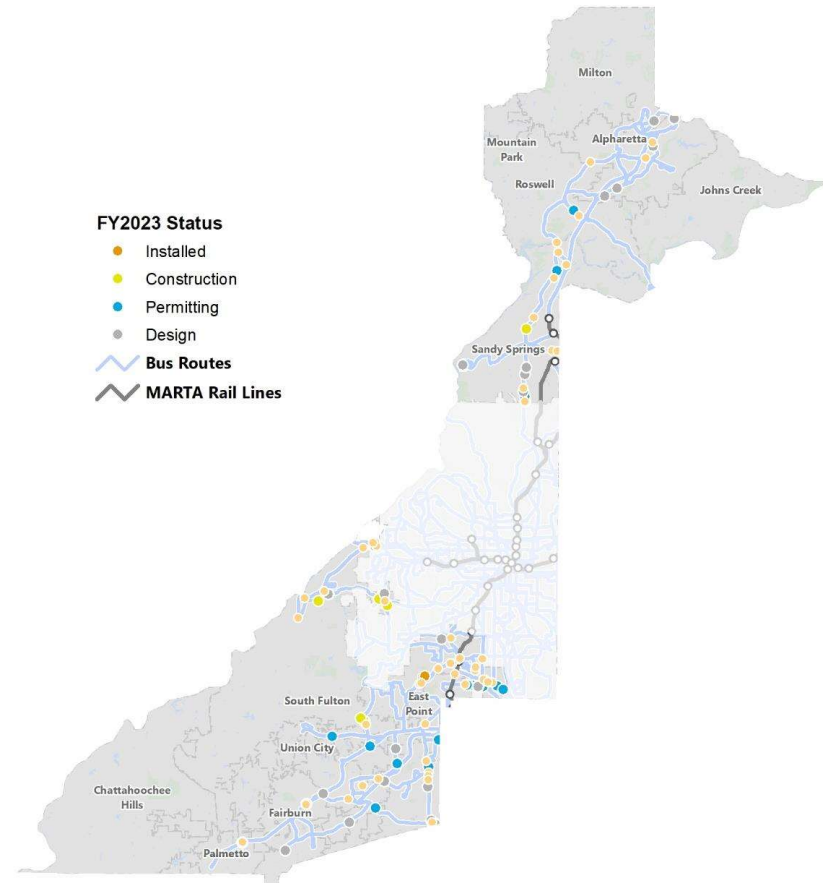


# East Point SMART Restrooms



# Fulton County Bus Shelter/ Amenities

- ✓ Total shelters installed FY23
  - ✓ 19 Installed
- ✓ FY23 Amenities Status
  - ✓ 37 installed
  - ✓ 11 under construction
  - ✓ 25 in permitting
  - ✓ 12 in design
- ✓ Fulton County will receive 50 more amenities in FY24





# Fulton County Bus Shelter/ Amenities

## 900731 – Westpark Dr & Boulder Ridge Dr



  **25** Weekday Boardings

**Serves:**

Coca Cola Warehouse,  
Elliott Electric Supply,  
Westpark Industrial,  
Westpark Shopping  
Center

**Routes:**

Route 73-Fulton Industrial



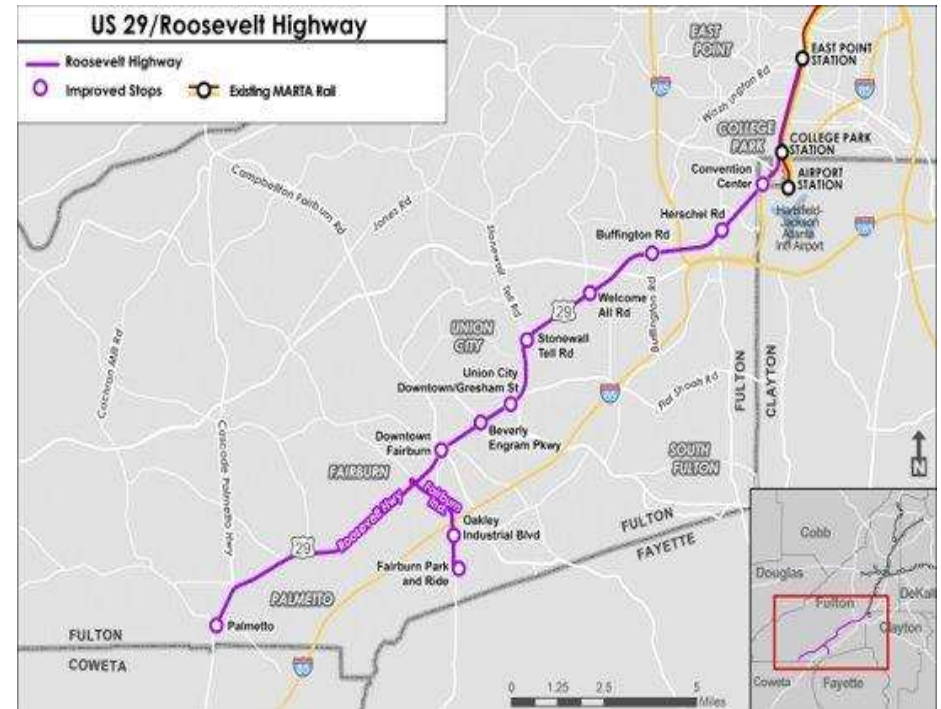
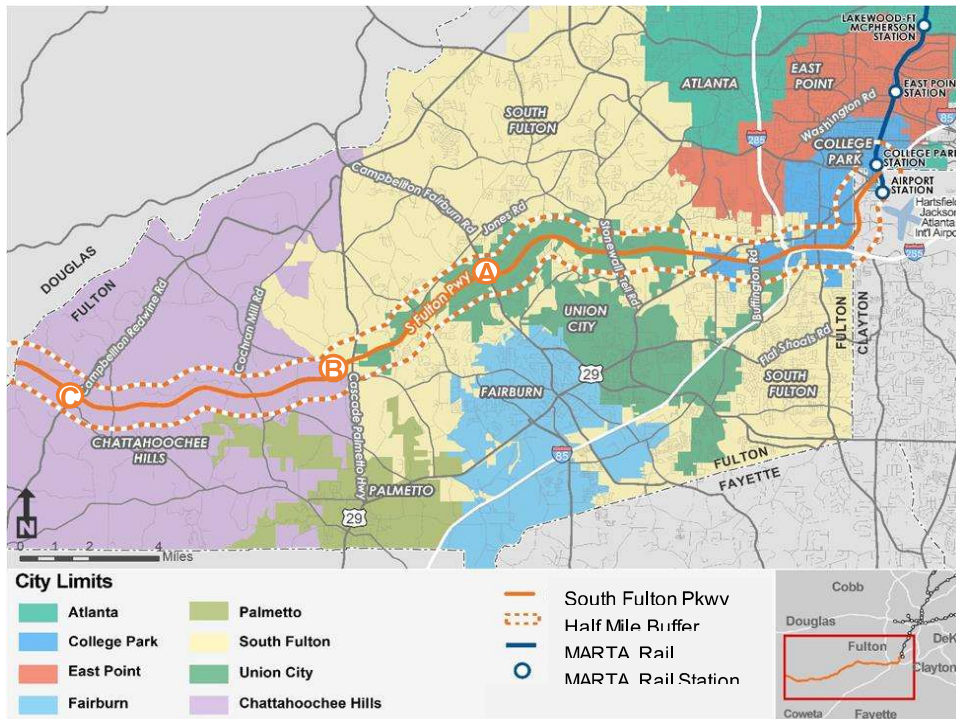
# Fulton County FY2024 Key Capital Projects – Expansion

	Project Start	FY24 Budget	Total Budget (EAC)
South Fulton County Transit Initiatives: Roosevelt Highway & South Fulton Parkway	FY23	\$1M	TBD
Personal Rapid Transit Pilot Study	FY23	\$1M	\$10M
GA 400 BRT	FY23	\$1.0M	\$325M
I-285 Top End BRT Study (multijurisdictional*)	FY23	\$4M	\$14M

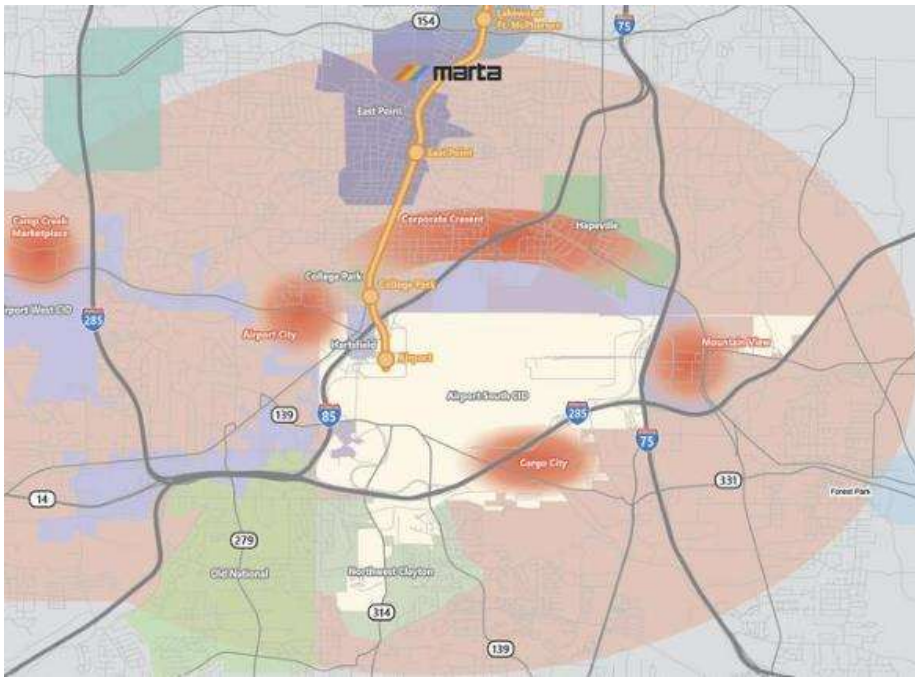
\* Budget is reflective of system-wide funding

Note: (EAC) Estimate at Completion is subject to change and is not reflective of committed project funds

# South Fulton Parkway and Roosevelt Hwy Transit Planning



# Automated Transit Network (ATN) Feasibility Study

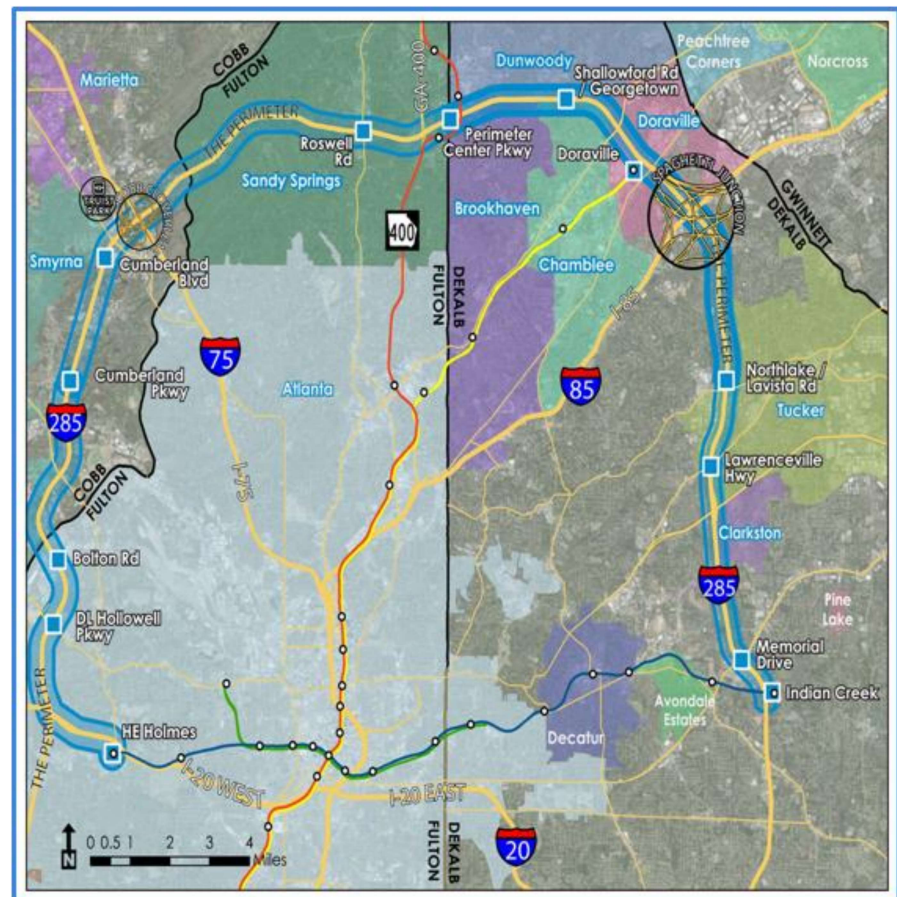
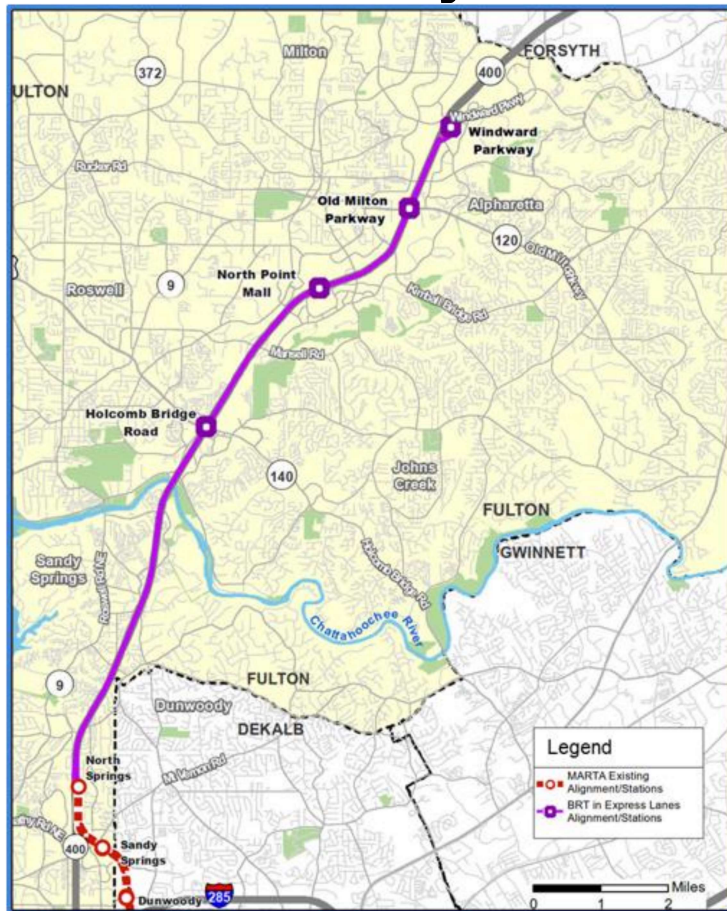


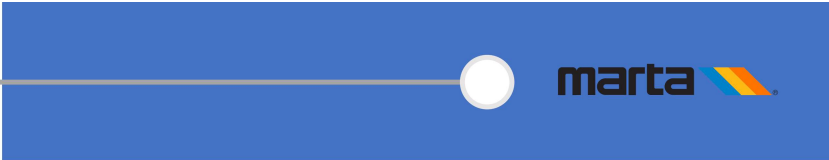
ATN Study Area





# GA 400 Express Lane Transit and I-285 Top End BRT Study





# PROPOSED FY2024 BUDGET



## FY23 MARTA Successes

### Stronger Operationally

- Hiring Significantly Up Across the Authority
  - 72% increase overall; Bus Operator hiring up 110%
- Ridership increased by 5.9 million over FY22
- Launched Breeze Mobile 2.0 App

### Stronger Financially

- Developed Financial Capacity Model
- Obtained AAA Bond Rating S&P and Kroll
- Saved ~\$15 Million in Debt Service from Innovative Refinancings
- Won \$63 Million in Competitive Federal Funding



## FY23 MARTA Successes

### Safer & More Secure

- 17% reduction in Part 1 crimes (violent and property crimes)
- 42% reduction in operator assaults
- GDOT 2022 Triennial Safety Audit found strong commitment to safety and no major safety gaps or concerns

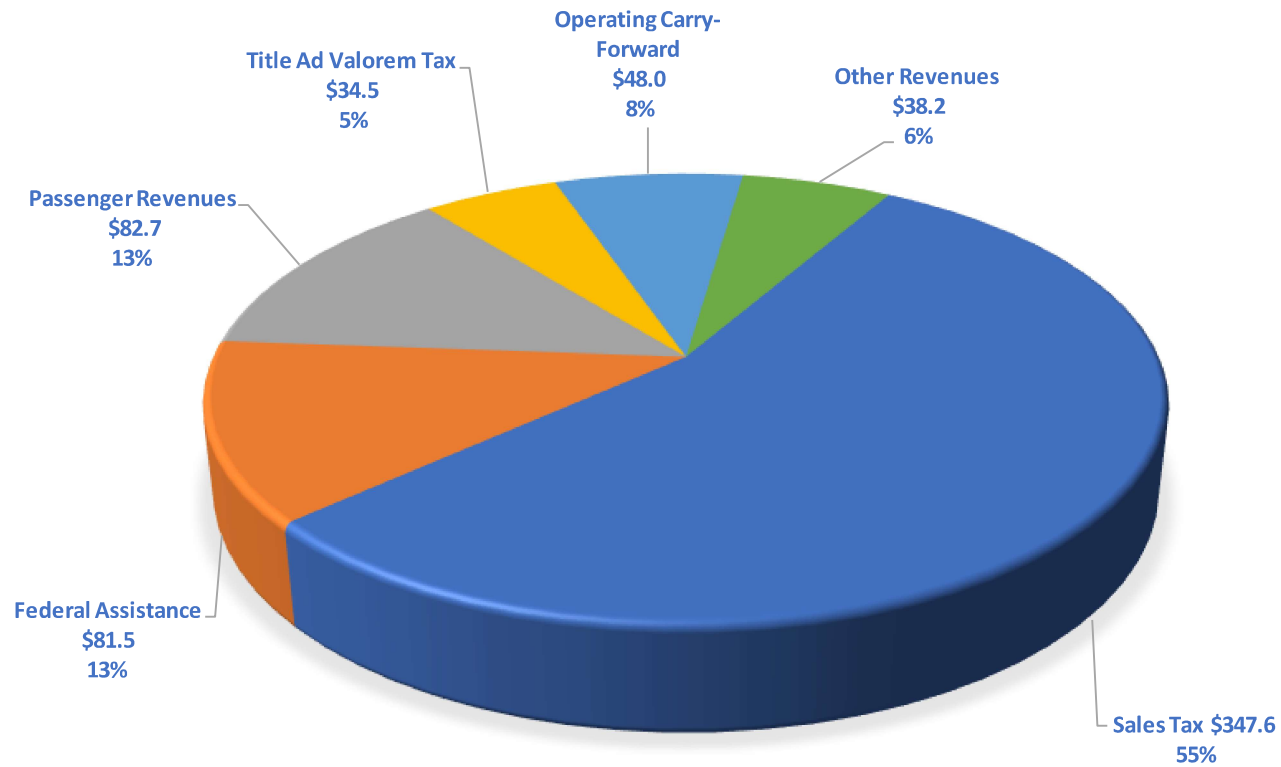
### Stronger Connections into Communities

- Opened 2 Station Soccer locations at Lindbergh and Kensington stations
- Voter Registration at Stations

# FY24 Planned Service Levels

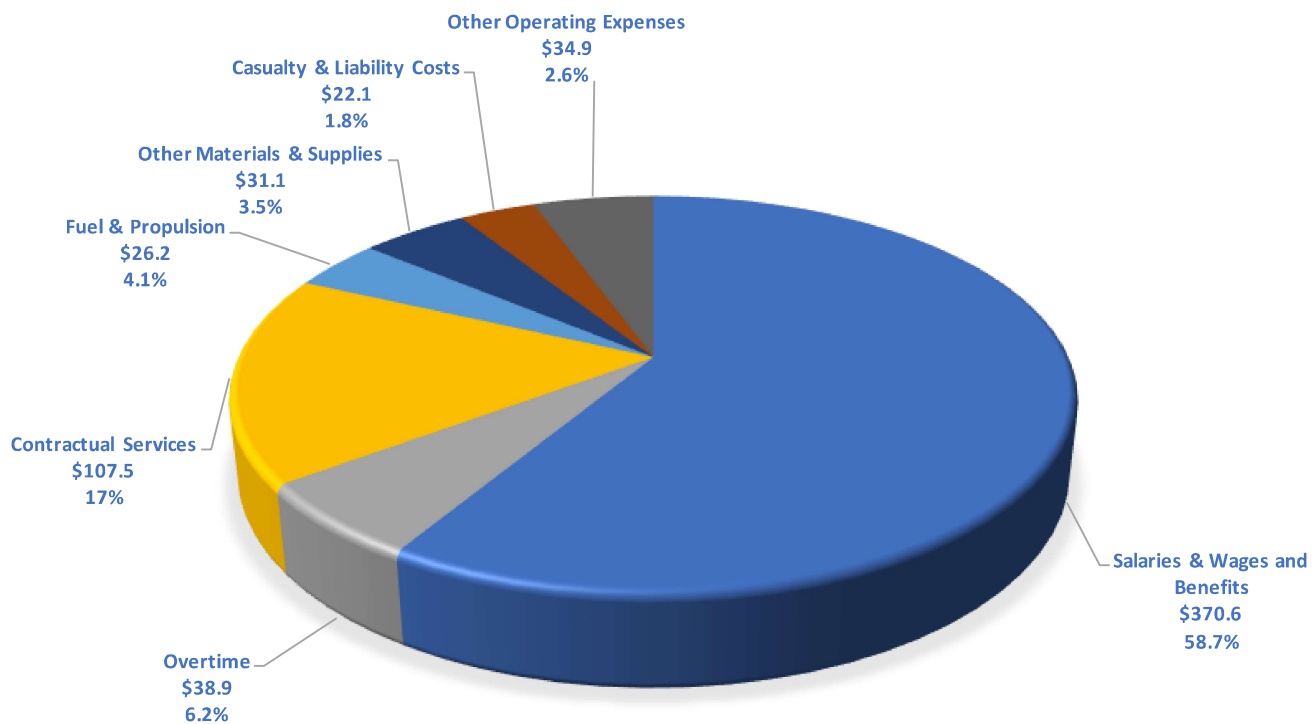
Revenue Miles	FY2019 Actual	FY2020 Actual	FY2021 Actual	FY2022 Actual	FY2023 Budget	FY2024 Budget
Bus	28,121,795	28,303,085	26,005,027	23,919,054	28,415,873	28,415,873
Rail	22,511,413	20,430,752	17,210,772	17,937,424	22,726,570	22,726,570
Mobility	7,273,741	6,965,088	5,551,221	6,330,998	6,344,235	7,273,741
Streetcar	60,510	56,422	52,664	61,064	61,064	61,064
<b>Total</b>	<b>57,967,459</b>	<b>55,755,347</b>	<b>48,819,684</b>	<b>48,248,540</b>	<b>57,547,742</b>	<b>58,477,248</b>
Revenue Hours	FY2019 Actual	FY2020 Actual	FY2021 Actual	FY2022 Actual	FY2023 Budget	FY2024 Budget
Bus	2,278,566	2,322,662	2,102,476	1,885,800	2,328,779	2,328,779
Rail	845,478	771,146	649,313	674,818	853,933	853,559
Mobility	461,382	480,144	351,973	414,422	421,312	461,382
Streetcar	12,005	11,586	10,201	12,136	12,136	12,136
<b>Total</b>	<b>3,597,431</b>	<b>3,585,538</b>	<b>3,113,963</b>	<b>2,987,176</b>	<b>3,616,160</b>	<b>3,655,856</b>

# FY2024 Projected Operating Revenues \$632.4 (M)





# FY24 Proposed Operating Expenses \$631.4 (M)



*\*Salaries & Wages reduced by Capital Cost Allocation of (\$81M).*

## FY2024 - Capital Sources & Uses

### Comprehensive Capital Improvement Program Breakout (\$M)

#### State of Good Repair (SGR)

<b>Sources</b>		<b>Uses</b>	
Prior Year Carry Forward	155.4	Capital Expenditures	456.3
Capital Sales Tax	260.5	Debt Service	151.5
Federal/State Funds	84.0	<b>Subtotal</b>	<b>607.8</b>
Interest Income	1.0		
Debt Issue	125.0		
<b>Subtotal</b>	<b>625.9</b>		

#### More MARTA - City of Atlanta

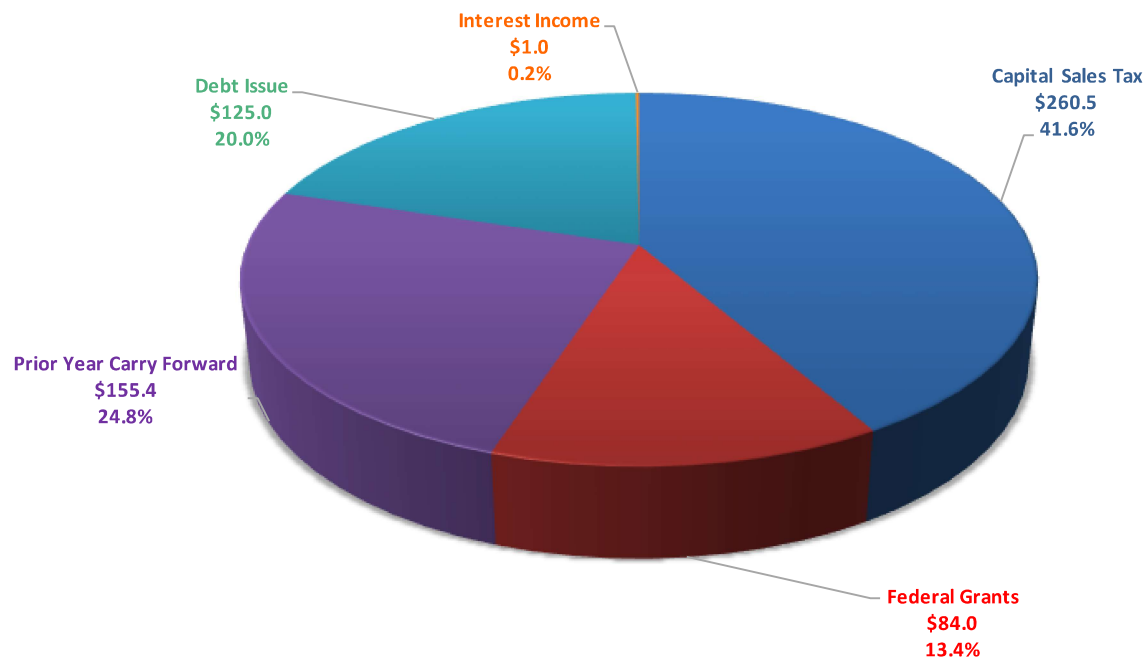
<b>Sources</b>		<b>Uses</b>	
Prior Year Carry Forward	175.4	Capital Expenditures	218.0
Capital Sales Tax	53.7	Debt Service	0.0
Federal/State Funds	49.5	<b>Subtotal</b>	<b>218.0</b>
Interest Income	3.5		
Debt Issue	0.0		
<b>Subtotal</b>	<b>282.2</b>		

#### More MARTA - Clayton County

<b>Sources</b>		<b>Uses</b>	
Prior Year Carry Forward	210.0	Capital Expenditures	28.7
Capital Sales Tax	33.4	Debt Service	0.0
Federal/State Funds	2.1	<b>Subtotal</b>	<b>28.7</b>
Interest Income	4.7		
Debt Issue	0.0		
<b>Subtotal</b>	<b>250.2</b>		

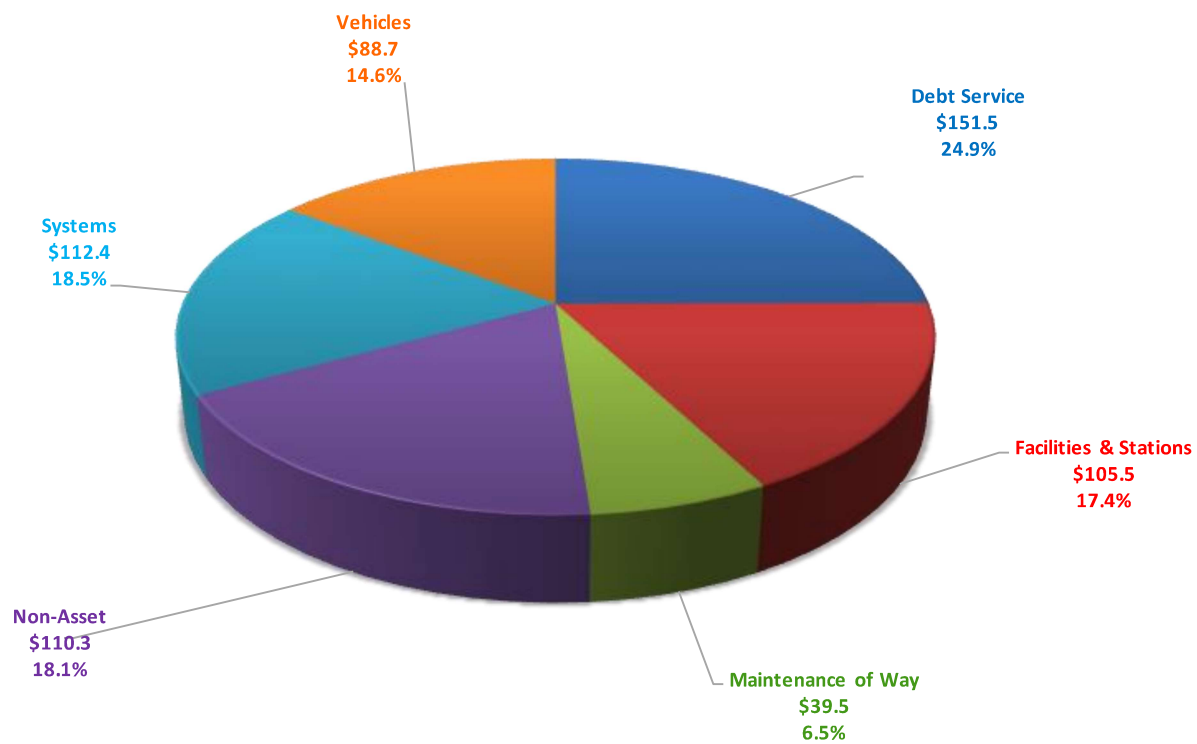
<b>Total Sources</b>	<b>1,158.3</b>	<b>Total Uses</b>	<b>854.5</b>
----------------------	----------------	-------------------	--------------

## FY2024 - Sources by Category - \$625.9M State of Good Repair\* (\$M)



\*Does not include More MARTA City of Atlanta or Clayton County funding

## FY2024 - Uses by Category - \$607.8M State of Good Repair\* (\$M)



\*Does not include More MARTA City of Atlanta or Clayton County funding

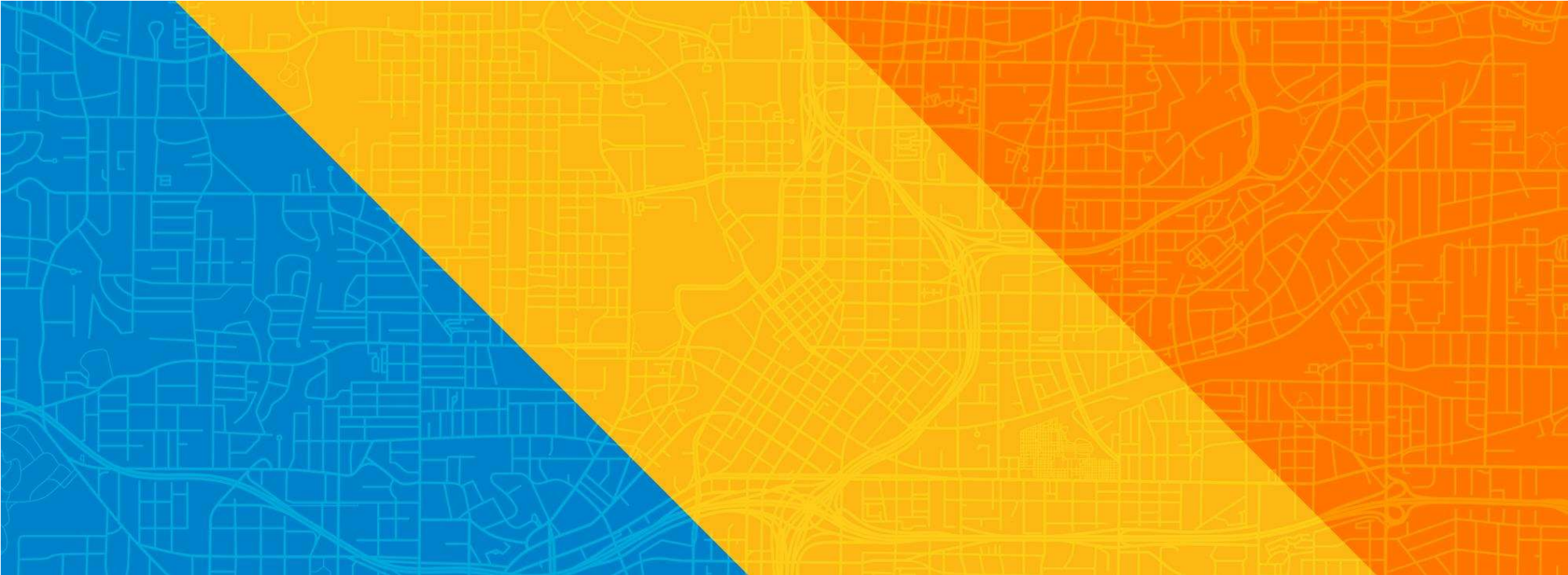


**Top Projects  
 by FY24 Budget**  
 -  
**State of Good  
 Repair  
 (\$M)**

Rank	Project Description	FY24 Budget	Percent Program
1	New CQ 400 Railcars	60.0	13.1%
2	Rail Station Rehabilitation	50.0	11.0%
3	Track Renovation Phase IV	29.0	6.3%
4	CPMO (SGR)	24.0	5.3%
5	Escalators Rehabilitation	14.4	3.1%
6	Five Points Transformation-Local Contribution	10.0	2.2%
7	Comprehensive Fare Collection	10.1	2.2%
8	Environmental, Safety & Health	10.0	2.2%
9	Radio System Upgrade Program	10.0	2.2%
10	Clayton Bus Maintenance Facility	8.5	1.9%
Subtotal - Top 10		225.9	49.5%
Subtotal - All Other		230.4	50.5%
Total		456.3	100.0%

## MARTA FY24 Budget Timeline

- Board briefing and feedback (May 9<sup>th</sup>)
- Public hearings (May 16<sup>th</sup> and May 18<sup>th</sup>)
- Proposed budgets provided to each jurisdiction
- Board committee presentation (May 25<sup>th</sup>)
- Board vote to adopt (June 8<sup>th</sup>)



Thank You

